

Chart 1
Federal and State Shares of Total Means-Tested Welfare Spending
FY2011

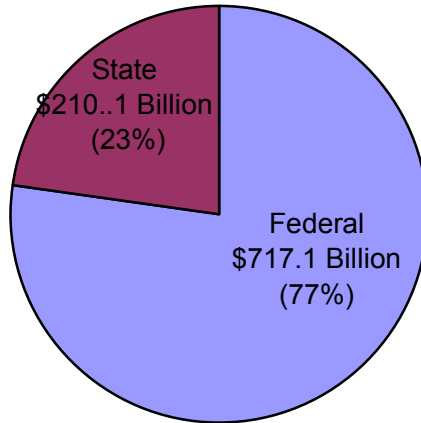


Chart 2
Federal and State Welfare Spending by Type of Aid
FY2011

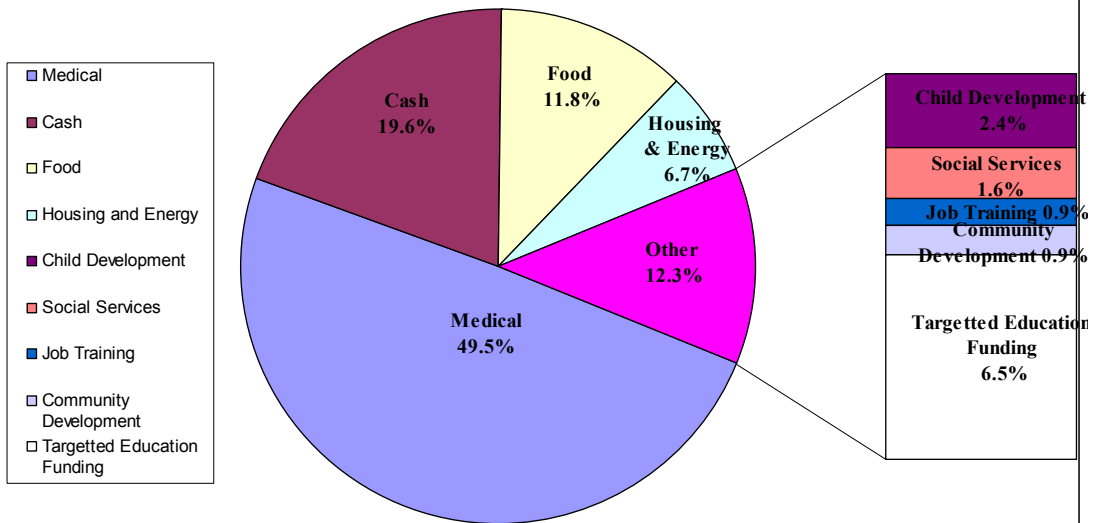
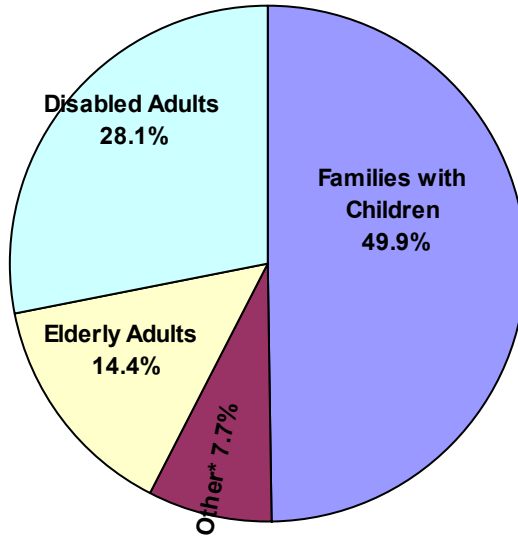


Chart 3
Welfare Spending by Recipient Categories FY2011



*Non-elderly, non-disabled adults without children.

Note: Percentages equal the share of total means-tested spending received by each group.

Chart 4
History of Total Welfare Spending
(Constant 2011 Dollars)

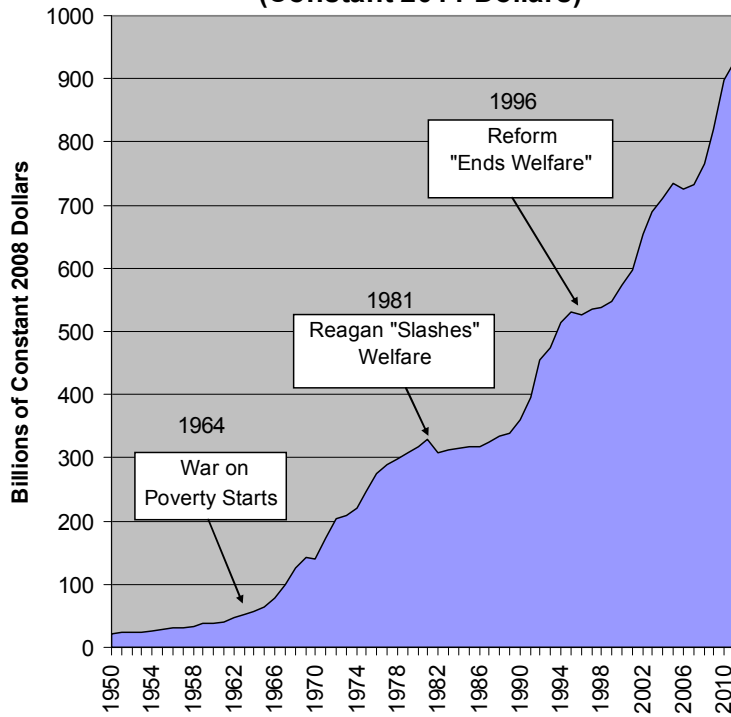


Chart 5
Welfare Spending by Program Type
(Constant 2011 Dollars)

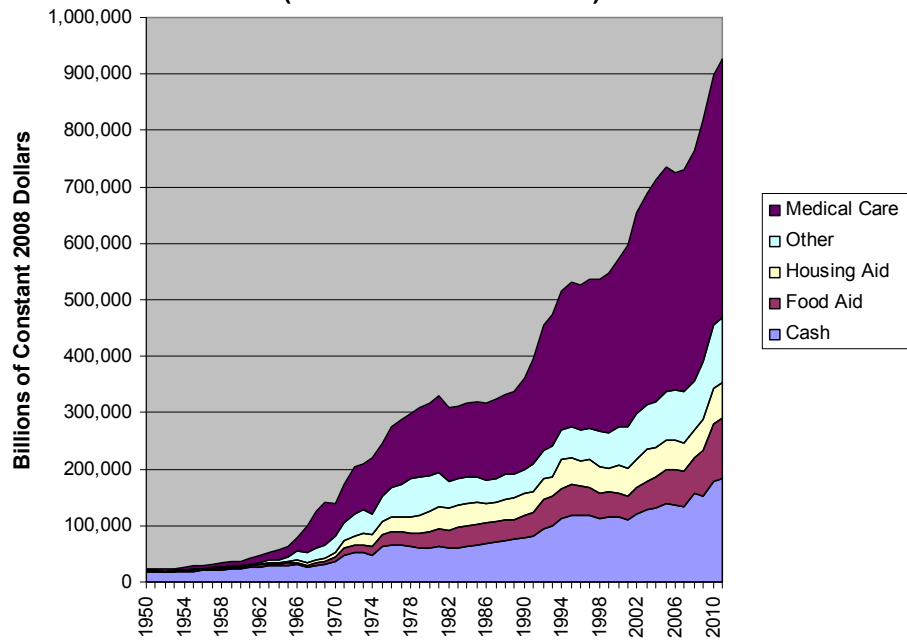


Chart 6
Means-Tested Welfare as a Percentage of
Gross Domestic Product

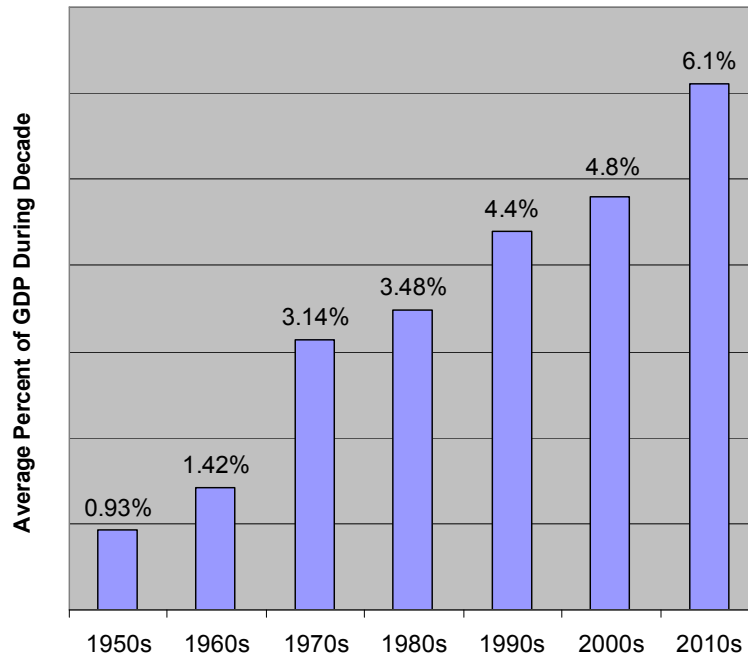


Chart 7

Federal and State Means-Tested Welfare Spending per Poor Person and per Lower Income Person

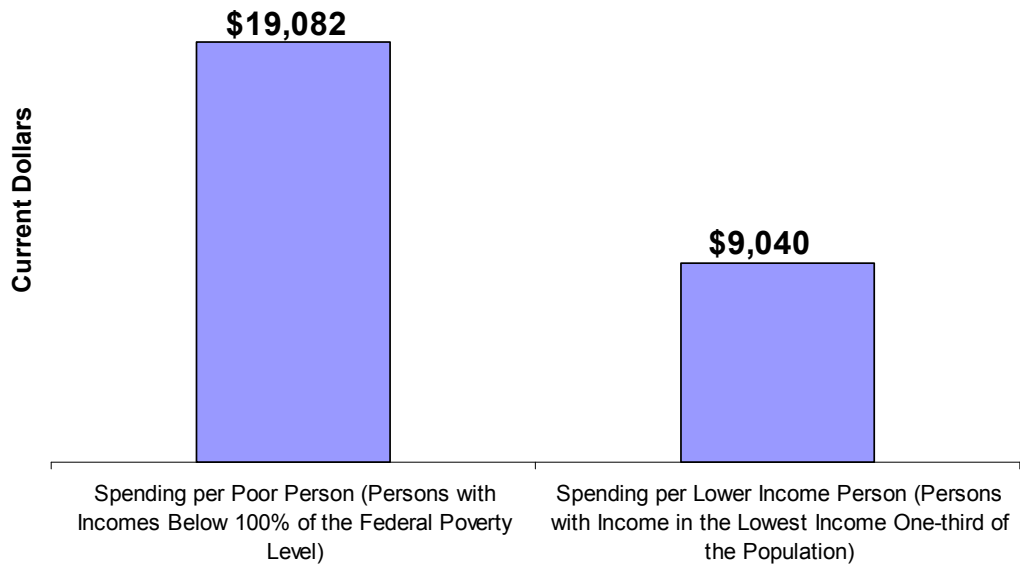


Chart 8

Projected Means-tested Welfare Spending in Obama's FY2013 Budget

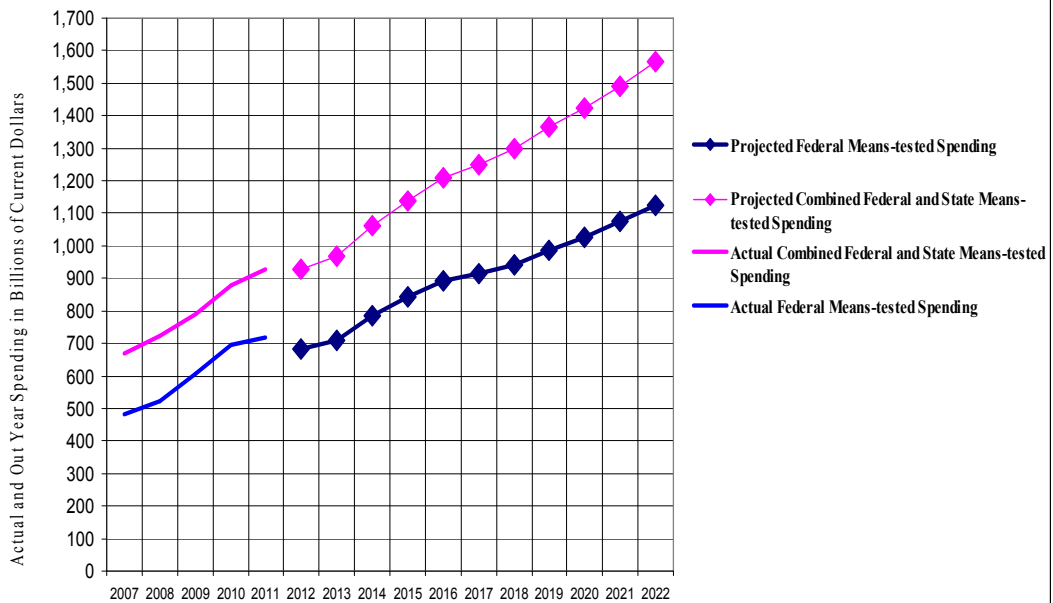
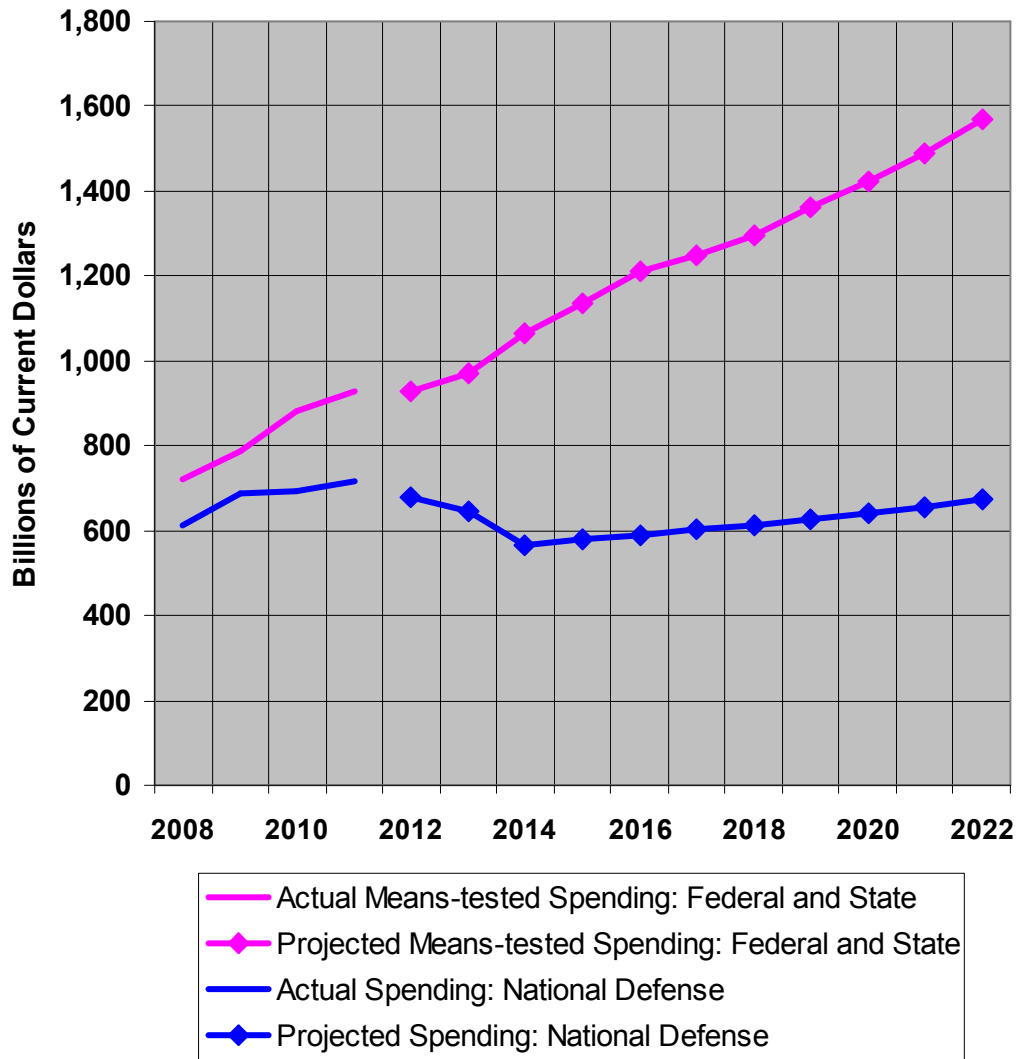


Chart 9

Future Welfare and Defense Spending in Obama's FY2013 Budget



Appendix Table One

Means-Tested Welfare Spending, FY2011

Categories	Budget Code	Federal Spending	State Spending	Total Spending
CASH				
Cash 01	SSI/OAA 75-0406-0-1-609; 28-0406-0-1-609	56,462.00	4,673.00	61,135.00
Cash 02	Earned Income Tax Credit (refundable portion) 20-0906-0-1-609	55,652.00		55,652.00
Cash 03	Refundable Child Credit 20-0922-0-1-999, 20-0922-0-1-609	22,691.00		22,691.00
Cash 05	Make Work Pay Tax Credit (Refundable Portion) 75-1501-0-1-609; 75-1552-0-1-609	13,905.00		13,905.00
Cash 04	AFDC/TANF 75-1501-0-1-609; 75-1552-0-1-609	6,882.89	6,876.86	13,759.74
Cash 05	Foster Care Title IVE 75-1545-0-1-506; 75-1545-0-1-609/.01	4,456.00	3,921.28	8,377.28
Cash 06	Adoption Assistance Title IVE 75-1545-0-1-506/.04	2,362.00	1,316.00	3,678.00
Cash 07	General Assistance Cash None		2,625.00	2,625.00
Cash	Refugee Assistance 75-1503-0-1-609	167.86		167.86
Cash 10	General Assistance to Indians 14-2100-0-1-452, 14-2100-0-1-999	115.00		115.00
Cash 11	Assets for Independence 75-1536-0-1-506/3.06	24.00		24.00
CASH TOTAL		162,717.75	19,412.14	182,129.88
MEDICAL				
Medical 01	Medicaid 75-0512-0-1-551	274,964.00	157,600.00	432,564.00
Medical 02	SCHIP State Supplemental Health Insurance Program 75-0515-0-1-551	8,629.00	3,796.76	12,425.76
Medical 03	Medical General Assistance None		6,965.90	6,965.90

Categories	Budget Code	Federal Spending	State Spending	Total Spending
Medical 04	Indian Health Services 75-0390-0-1-551	3,815.00		3,815.00
Medical 05	Consolidated Health Centers/Community Health Centers 75-0350-0-1-550/.10	1,481.00		1,481.00
Medical 06	Maternal and Child Health 75-0350-0-1-550.18	656.00	492.00	1,148.00
Medical 06	Medical Assistance to Refugees 75-1503-0-1-609	167.86		167.86
Medical 06	Healthy Start 75-0350-0-1-550/.19	104.00		104.00
MEDICAL TOTAL		289,816.86	168,854.66	458,671.52
FOOD				
Food 01	Food Stamps 12-3505-0-1-605	77,637.00	6,987.33	84,624.33
Food 02	School Lunch 12-3539-0-1-605/.91	10,321.00		10,321.00
Food 03	WIC -Women, Infant and Children Food Program 12-3510-0-1-605	6,787.00		6,787.00
Food 04	School Breakfast 12-3539-0-1-6050/1.91	3,076.00		3,076.00
Food 05	Child Care Food Program 12-3539-0-1-605/2.91	2,732.00		2,732.00
Food 06	Nutrition Program for the Elderly, Nutrition Service Incentives 12-3503-0-1-605; 75-0142-0-1-506/1.07	820.00	139.40	959.40
Food 07	Summer Program 12-3539-0-1-605/3.01	376.00		376.00
Food 08	Commodity Supplemental Food Program 12-3512-0-1-605; 12-3507-0-1-605/.91	196.00		196.00
Food 09	TEFAP Temporary Emergency Food Program 12-3635-0-1-351; 12-3507-0-1-605/2.01; 12-4336-0-3-999	247.00		247.00
Food 10	Needy Families 12-3505-0-1-605.06	60.00		60.00
Food 11	Farmers' Market Nutrition Program 12-3507-0-1-605/4.01	23.00		23.00
Food 11	Special Milk Program 12-3502-0-1-605/3.02	13.00		13.00
FOOD TOTAL		102,288.00	7,126.73	109,414.73
HOUSING				
Housing 01	Section 8 Housing (HUD) 86-0302-0-1-604	28,435.00		28,435.00
Housing 02	Public Housing (HUD) 86-0304-0-1-604	8,973.00		8,973.00

Categories		Budget Code	Federal Spending	State Spending	Total Spending
Housing 03	Low Income Housing Tax Credit for Developers		6,150.00		6,150.00
Housing 04	Home Investment Partnership Program (HUD)	86-0205-0-1-999, 86-0205-0-1-604/.01	2,853.00		2,853.00
Housing 05	Homeless Assistance Grants (HUD)	86-0192-0-1-604/.01	2,280.00		2,280.00
Housing 06	State Housing Expenditures (from SWE)	None		2,085.00	2,085.00
Housing 07	Rural Housing Insurance Fund (Agriculture)	12-2081-0-1-371	1,689.00		1,689.00
Housing 08	Rural Housing Service (Agriculture)	12-0137-0-1-604	1,085.00		1,085.00
Housing 09	Housing for the Elderly (HUD)	86-0320-0-1-604	934.00		934.00
Housing 10	Native American Housing Block Grants (HUD)	86-0313-0-1-604	854.00		854.00
Housing 11	Other Assisted Housing Programs (HUD)	86-0206-0-1-999	496.00		496.00
Housing 12	Housing for Persons with Disabilities (HUD)	86-0237-0-1-604	309.00		309.00
	Choice Neighborhoods				
HOUSING TOTAL			54,058.00	2,085.00	56,143.00
ENERGY AND UTILITIES					
Energy 01	LIHEAP Low Income Home Energy Assistance	75-1502-0-1-609/.01	4,419.00		4,419.00
Energy 02	Universal Service Fund -- Susidized Phone Service for Low Income Persons	27-5183-0-2-376	1,750.00		1,750.00
Energy 02	Weatherization	89-0215-0-1-999, 89-0215-0-1-272, 89-0224-0-1-999, 89-0321-0-1-270/.12	234.00		234.00
ENERGY AND UTILITIES TOTAL			6,403.00		6,403.00

Categories		Budget Code	Federal Spending	State Spending	Total Spending
EDUCATION					
Education 01	Pell Grants	91-0200-0-1-502/1.01	41,458.00		41,458.00
Education 02	Title One Grants to Local Education Authorities	91-0900-0-1-501	14,472.00		14,472.00
Education 03	21st Century Learning Centers	91-1000-0-1-501/0004	1,157.00		1,157.00
Education 04	Special Programs for Disadvantaged (TRIO)	91-0201-0-1-502/2.01	883.00		883.00
Education 05	Supplemental Education Opportunity Grants	91-0200-0-1-502/2.01	740.00		740.00
Education 06	Adult Basic Education Grants	91-0400-0-1-501/0191	607.00		607.00
Education 07	Migrant Education	91-0900-0-1-501/.13	444.00		444.00
Education 08	Gear-Up	91-0201-0-1-502/2.02	303.00		303.00
Education 09	LEAP Formerly State Student Incentive Grant Program (SSIG)	91-0200-0-1-502	1.00	0.00	1.00
Education 10	Education for Homeless Children and Youth	91-1000-0-1-501/.09	65.00		65.00
Education 11	Even Start	91-0900-0-1-501/.08	4.00		4.00
Education 12	Aid for Graduate and Professional Study for Disadvantaged and Minorities	91-0900-0-1-502	41.00		41.00
EDUCATION TOTAL			60,175.00	0.00	60,175.00
TRAINING					
Training 01	TANF Work Activities and Training	75-1552-0-1-609	2,504.90	831.93	3,336.83
Training 02	Job Corps	16-0181-0-1-1504	1,659.00		1,659.00
Training 03	WIA Youth Opportunity Grants Formerly Summer Youth Employment	16-0174-0-1-504	946.00		946.00
Training 04	Senior Community Service Employment	16-0175-0-1-504	705.00	77.55	782.55

Categories		Budget Code	Federal Spending	State Spending	Total Spending
Training 05	WIA Adult Employment and Training formerly JTPA IIA Training for Disadvantaged Adults & Youth	16-0174-0-1-504/.01	766.00		766.00
Training 07	Food Stamp Employment and Training Program	12-3505-0-1-605/.03	393.00	166.00	559.00
Training 06	Foster Grandparents	44-0103-0-1-506	104.00	10.40	114.40
Training 08	YouthBuild	16-0174-0-1-504/.24	110.00		110.00
Training 09	Migrant Training	16-0174-0-1-504/.11	85.00		85.00
Training 10	Native American Training	16-0174-0-1-504/.10	52.00		52.00
TRAINING TOTAL			7,324.90	1,085.88	8,410.78
SERVICES					
Services 01	TANF Block Grant Services	75-1552-0-1-609	5,385.12	4,838.13	10,223.25
Services 02	Title XX Social Services Block Grant	75-1534-0-1-506	1,787.00		1,787.00
Services 03	Community Service Block Grant	75-1536-0-1-506/3.01	678.00		678.00
Services 04	Social Services for Refugees Asylees and Humanitarian Cases	75-1503-0-1-609/.01	417.28		417.28
Services 05	Safe and Stable Families	75-1512-0-1-506	553.00		553.00
Services 06	Title III Aging Americans Act	75-0142-0-1-506	369.00		369.00

Categories		Budget Code	Federal Spending	State Spending	Total Spending
Services 07	Legal Services Block Grant	75-0142-0-1-506	406.00		406.00
Services 08	Family Planning	75-0350-0-1-550/.32	298.00		298.00
Services 09	Emergency Food and Shelter Program	58-0103-0-1-605; 70-0707-0-1-605/1.01	48.00		48.00
Services 10	Healthy Marriage and Responsible Fatherhood Grants	75-1552-0-1-609/.09	150.00		150.00
Services 11	Americorps/ VISTA	95-2728-0-1-506/.04	99.00		99.00
Services 12	Independent Living (Chafee Foster Care Independence Program)	75-1545-0-1-609	140.00	28.00	168.00
Services 13	Independent Living Training Vouchers	75-1536-0-1-506	45.00		45.00
Services 14	Maternal, Infants and Children Home Visitation	75-0321-0-1-331	36.00		36.00
SERVICES TOTAL			10,411.40	4,866.13	15,277.53
CHILD CARE AND CHILD DEVELOPMENT					
Child Care and Development 01	Headstart	75-1536-0-1-506/1.01	7,559.00	1,889.75	9,448.75
Child Care and Development 02	Childcare and Child Development Block Grant	75-1515-0-1-609/.01	2,984.00	2,176.00	5,160.00
Child Care and Development 03	Childcare Entitlement to the States	75-1550-0-1-609	3,100.00		3,100.00
Child Care and Development 04	TANF Block Grant Child Care	75-1552-0-1-609	2,318.56	2,643.78	4,962.35
CHILD CARE AND CHILD DEVELOPMENT TOTAL			15,961.56	6,709.53	22,671.10

Categories		Budget Code	Federal Spending	State Spending	Total Spending
COMMUNITY DEVELOPMENT					
Development 01	Community Development Block Grant and Related Development Funds	86-0162-0-1-451	7,445.00		7,445.00
Development 02	Economic Development Administration (Dept of Commerce)	13-2050-0-1-452	423.00		423.00
Development 03	Appalachian Regional Development	46-0200-0-1-452	68.00		68.00
Development 04	Empowerment Zones, Enterprise Communities, Renewal Communities	86-0315-0-1-451	1.00		1.00
COMMUNITY DEVELOPMENT TOTAL			7,937.00		7,937.00
2011 TOTAL			717,093.48	210,140.07	927,233.55